

ARTIS

real-wood


40MM NATURAL TIMBER SURFACES




European Walnut




Oak



Light Steamed Beech



Dark Acacia



Finger Joint Detail



Real-Wood Upstands



Environmentally friendly
FSC & PEFC accreditation

Light Steamed Beech - routed edged detail

REAL-WOOD

For centuries, wood has been our most loved, enduring material; a primary element in creating a theme. Totally natural and environmentally friendly, Real-Wood surfaces are crafted to the highest "A-grade" specification for unparalleled surface quality, strength and longevity. Every timber stave in the construction of Real-Wood surfaces are traditionally finger jointed for maximum performance.

Real-Wood surfaces should be sealed, finished and maintained with the correct worksurface oils for trouble free performance. With periodic care, they will last for many years, maturing into richer colour tones with age.

Real-Wood surfaces are uniquely available in both 4.0m and 3.0m modular lengths with matching upstand and finishing kit for a professional installation.



Light Steamed Beech - routed drainer grooves



Light Steamed Beech worksurface

Availability

1 YEAR GUARANTEE AGAINST MANUFACTURING DEFECTS

Worksurfaces		Curved Upstand	Straight Upstand
4.0m x 650 x 40mm	3.0m x 650 x 40mm 3.0m x 900 x 40mm	3.0m x 28 x 28mm	3.0m x 100 x 19mm

Accessories Installation Kit

Installation kit includes:

- 10 x fixing screws and washers for front edge
- 10 x fixing screws and washers for back edge
- 10 x fixing brackets for middle fixing
- 1 x 3m foil strip for end grain protection against heat (use around cookers etc)
- 1 x 0.78m x 0.6m foil sheet for under worktop protection against heat (dishwashers and washing machines etc)

- 1 x disposable sandpaper sponges (for dual sanding and oil applications)
- 12 x hardboard spacer strips for airflow (positioned under the worktop)
- 1 sheet of sandpaper
- 75ml silicone sealant (sample of sealant for use around sinks and joints etc)



40MM NATURAL TIMBER SURFACES

ARTIS

real-wood

“A” Grade timber for maximum stability

4m or 3m lengths for optimum economy

Matching upstand and breakfast bar



Before undertaking any installation work visit www.artis.co.uk for comprehensive installation, care and maintenance instructions and guarantees

Light Steamed Beech - Belfast sink application

