

# ARTIS SURFACES

THE DEFINITIVE LAMINATE COLLECTION

WHEN INNOVATION REALLY MATTERS



WORKTOPS

| SPLASHBACKS

| UPSTANDS

[www.artis.co.uk](http://www.artis.co.uk)

Just for you because you're on top of the latest design trends and choose from the most innovative designs, we present the new Artis Surfaces Collection for 2019.

We have selected a range of 40 designs that include exclusive finishes and special effects to create contemporary yet functional kitchen environments.

Available in Square Edge and 3mm Postformed Slab-Cut; this collection of 40mm and 22mm worktops has a concept for all occasions.

Artis surfaces provide the stunning ambiance of solid wood, granite, stone, marble and quartz at a fraction of their cost. We include the latest technology TrueScale laminate designs, which are faithful representations of natural stone slabs or timber; perfectly depicting their patterns with rich colour variations and striking veins. Unlike conventional laminates, TrueScale designs are printed to TrueScale proportion.

Manufactured in Great Britain by Formica Ltd and exclusively distributed by Plasman, Artis offers leading quality, reliability and long lasting performance.

## Contents

- 4-6 TrueScale
- 7 Texture Selections
- 8 Woodgrains
- 10-11 Stones
- 12-13 Marble
- 14-15 Granite
- 16-17 Snow Sparkle
- 18 Plain Colours
- 19 Bohemian Chrome
- 20 Finish the Look
- 21 Product Matrix
- 23 Care and Maintenance

Smoked Beamwood - Grained  
Square Edge 40mm





White Calacatta



Bianca Luna



Ash Concrete



Grigio Lightning



Perla Concrete



Monte Viso



River Stone



Platinum Formwood



Rustic Beamwood



Dolce Vita



Planked Elm



Dolce Macchiato



Smoked Beamwood



Luna Concrete



Argento Lightning



Nero Lightning



Grained

Graining that accentuates the minute detail in wood surfaces.



Erosion

A subtle texture showing the impact of weathered stone.



Natural

A silky texture that emulates the feel of wood and stone.



Finegrain

A refined grain emphasising the striped effect in the design.




Gloss

A high shine and reflective finish.



Snow Sparkle

Gloss effect that replicates the finish of polished quartz.



Burnish

A shimmering texture that refracts the light to give depth and clarity.



Smooth

A warm, smooth and matt surface texture.

## Woodgrains

For centuries, wood has been our most loved, enduring material; making it a primary element in creating a theme.

Our collection of Woodgrains capture the natural looking beauty of real wood through superb depth of colour, high definition print and contemporary textures.

*(See product matrix on page 21 for size & texture availability)  
All surfaces are available with splashbacks and upstands*



Monterey Pine  
Square Edge 40mm



Northern Oak  
Square Edge 40mm



Planked Elm  
Square Edge 40mm



Rustic Beamwood  
Square Edge 40mm



Platinum Formwood  
Square Edge 40mm




Valley Oak  
Square Edge 40mm



Pale Ash  
Postformed 40mm



Seasoned Oak  
Postformed 40mm



Smoked Beamwood  
Square Edge 40mm



Amari Oak  
Postformed 40mm



Valley Oak - Grained  
Square Edge 40mm



Monterey Pine - Finegrain  
Square Edge 40mm



## Stone

Concrete is an extremely versatile material and has become popular in recent times for use within the home.

Our range of stunning contemporary slab laminates express the look of stone that faithfully imitates, but at minimal cost.

*(See product matrix on page 21 for size & texture availability)  
All surfaces are available with splashbacks and upstands*



Antique Crema  
Postformed 40mm



Antique Marrone  
Postformed 40mm



River Stone  
Postformed 40mm



Urban Grey  
Postformed 40mm



Ash Concrete  
Square Edge 40mm




Perla Concrete  
Square Edge 40mm



Luna Concrete  
Square Edge 40mm





## Marble

Marble has been used since ancient times and was once so expensive it was only seen in palaces and monuments.

These marble laminate surfaces use the latest technology to make a big statement without the need for a big budget.

*(See product matrix on page 21 for size & texture availability)  
All surfaces are available with splashbacks and upstands*




White Calacatta  
Postformed 40mm



Grey Herringbone  
Square Edge 22mm



Grigio Lightning  
Postformed 22mm



Argento Lightning  
Postformed 22mm



Nero Lightning  
Postformed 22mm





## Granite


Granite is a beautiful natural stone with a distinctive appearance and has been in use for thousands of years.

Our Granite laminate replicates this natural wonder at a fraction of the cost and takes very little time to install.


*(See product matrix on page 21 for size & texture availability)  
All surfaces are available with splashbacks and upstands*



Bianca Luna  
Postformed 40mm



Dark Storm  
Postformed 40mm



Monte Viso  
Postformed 40mm



Asteroid  
Postformed 40mm



Dolce Macchiato  
Postformed 40mm



Dolce Vita  
Postformed 40mm





## Snow Sparkle

With stunning metallic-gloss accents, Snow replicates the finish of polished quartz at a fraction of the cost.

Sparkling under direct sunlight or focused lighting, matching splashbacks complete the look, accentuating the feeling of space.

*(See product matrix on page 21 for size & texture availability)  
All surfaces are available with splashbacks and upstands*




Icicle  
Postformed 40mm




Snowstone Cream  
Postformed 40mm



Snowstone Smoke  
Postformed 40mm



Snowstone Slate  
Postformed 40mm



Snow Blanco  
Postformed 40mm



Midnight Snow  
Postformed 40mm







## Plain Colour

We have revamped our take on Black and White and produced stunning textures which give a modern twist.

*(See product matrix on page 21 for size & texture availability)*  
*All surfaces are available with splashbacks and upstands*



Blanche  
Postformed 40mm



Nero  
Postformed 40mm



Black Ice  
Postformed 40mm




Black Ice - Burnish  
Postformed 40mm




## Bohemian Chrome

Highlighted by the latest technology and Chrome Duo Edging, Bohemian adds a striking reflective ambience to the modern kitchen, fusing with appliance and door furniture elements.

*(See product matrix on page 21 for size & texture availability)  
All surfaces are available with splashbacks and upstands*



Snow Blanco  
Square Edge 40mm



Snowstone Cream  
Square Edge 40mm



Snowstone Smoke  
Square Edge 40mm

**Edging Availability**

We supply edging in three formats to match our range of square and postformed worktops:

**Square Edge**

PP edging, available in 1m increments (purchase separately)

**Bohemian Chrome**

ABS edging, available in 1m increments (purchase separately)

**Postformed**

Laminate edging, available in 1.2m lengths (included with each worktop)

















## Formica Lifeseal®

Premium all purpose adhesive sealant

Formica Lifeseal is a colour matched sealant and adhesive that gives the perfect finish to your Artis surfaces:

- Colour matched to worktop surfaces (please see matrix above)
- 290 ml cartridge - designed for use with a standard mastic gun
- Easy and flexible to work with for bonding, sealing and finishing

*Formica Lifeseal is matched by decor, please use the reference guide below. Although not decor matched a clear Formica Lifeseal sealant is also available (FLS-00-CL-01).*

						
FLS-00-CL-01	FLS-05-WH-00	FLS-70-GY-35	FLS-70-GY-40	FLS-70-GY-12	FLS-75-GY-00	FLS-90-BK-05
						
FLS-10-GB-01	FLS-20-GY-05	FLS-60-BR-05	FLS-15-GY-02	FLS-40-BR-20	FLS-55-GY-02	FLS-30-BG-10

# Product matrix

Design name	Texture	Edge detail	Formica Lifeseal® colour match	40mm								22mm				Accessories			
				4100 x 600	3000 x 600	3000 x 665	3000 x 900	3600 x 600	1800 x 600	3600 x 665	1800 x 665	3600 x 900	1800 x 900	4100 x 600	3000 x 600	3000 x 665	3000 x 900	3000 x 100 x 20 Upstand	3000 x 1200 x 8 Splashback
Amari Oak	Grained	Postformed	FLS60BR05	•	•	•	•										•	•	•
Antique Crema	Erosion	Postformed	FLS15GY02	•	•	•	•										•	•	•
Antique Marrone	Erosion	Postformed	FLS20GY05	•	•	•	•										•	•	•
Argento Lightning	Natural	Postformed	FLS75GY00									•	•	•	•	•	•	•	•
Ash Concrete	Natural	Square	FLS05WH00	•	•	•	•										•	•	•
Asteroid	Burnish	Postformed	FLS60BR05					•	•	•	•	•	•	•			•	•	•
Bianca Luna	Gloss	Postformed	FLS70GY35					•		•		•					•	•	•
Black Ice	Burnish	Postformed	FLS90BK05					•	•	•	•	•	•				•	•	•
Blanche	Erosion	Postformed	FLS05WH00	•	•	•	•										•	•	•
Dark Storm	Gloss	Postformed	FLS60BR05					•		•		•					•	•	•
Dolce Macchiato	Burnish	Postformed	FLS40BR20					•	•	•	•	•	•				•	•	•
Dolce Vita	Burnish	Postformed	FLS55GY02					•	•	•	•	•	•				•	•	•
Grey Herringbone	Smooth	Square	FLS05WH00									•	•	•	•	•	•	•	•
Grigio Lightning	Natural	Postformed	FLS05WH00									•	•	•	•	•	•	•	•
Icicle	Snow	Postformed	FLS70GY35					•		•		•					•	•	•
Luna Concrete	Natural	Square	FLS70GY12	•	•	•	•										•	•	•
Midnight Snow	Snow	Postformed	FLS90BK05					•		•		•					•	•	•
Monte Viso	Erosion	Postformed	FLS15GY02	•	•	•	•										•	•	•
Monterey Pine	Finegrain	Square	FLS55GY02	•	•	•	•										•	•	•
Nero	Erosion	Postformed	FLS90BK05	•	•	•	•										•	•	•
Nero Lightning	Natural	Postformed	FLS90BK05									•	•	•	•	•	•	•	•
Northern Oak	Natural	Square	FLS10GB01	•	•	•	•										•	•	•
Pale Ash	Grained	Postformed	FLS20GY05	•	•	•	•										•	•	•
Perla Concrete	Natural	Square	FLS70GY40	•	•	•	•										•	•	•
Planked Elm	Finegrain	Square	FLS10GB01	•	•	•	•										•	•	•
Platinum Formwood	Natural	Square	FLS70GY35	•	•	•	•										•	•	•
River Stone	Erosion	Postformed	FLS15GY02	•	•	•	•										•	•	•
Rustic Beamwood	Finegrain	Square	FLS70GY35	•	•	•	•										•	•	•
Seasoned Oak	Natural	Postformed	FLS30BG10	•	•	•	•										•	•	•
Smoked Beamwood	Grained	Square	FLS40BR20	•	•	•	•										•	•	•
Snow Blanco	Snow	Postformed	FLS05WH00					•		•		•					•	•	•
Snow Blanco	Snow	Chrome	FLS05WH00		•		•										•	•	•
Snowstone Cream	Snow	Postformed	FLS20GY05					•		•		•					•	•	•
Snowstone Cream	Snow	Chrome	FLS20GY05		•		•										•	•	•
Snowstone Slate	Snow	Postformed	FLS90BK05					•		•		•					•	•	•
Snowstone Smoke	Snow	Postformed	FLS75GY00					•		•		•					•	•	•
Snowstone Smoke	Snow	Chrome	FLS75GY00		•		•										•	•	•
Urban Grey	Erosion	Postformed	FLS70GY40	•	•	•	•										•	•	•
Valley Oak	Grained	Square	FLS55GY02	•	•	•	•										•	•	•
White Calacatta	Gloss	Postformed	FLS05WH00					•		•		•					•	•	•

Antique Crema - Erosion  
Postformed 40mm



## Splashbacks & upstands

### Splashbacks

Artis splashbacks are a stylish and contemporary alternative to traditional tiling in kitchen design. They are hygienic, easy to maintain and require no grouting.

Providing an inspirational look, Artis splashbacks come in a full sheet size for design flexibility so you can completely cover your wall space with minimum joints or install floor to ceiling where appropriate.

Artis splashbacks are installed with standard joinery procedures and with our Gloss, Snow, Granite and Burnish styles, offer a practical and cost effective solution to bespoke glass, quartz or natural stone which require templating and specialist installation.

Splashbacks should always be installed at least 130mm from a hob or heat source.

### Upstands

Create clean uncluttered lines between your wall and worktop with an Artis upstand. Used as an addition or alternative to tiling; upstands help to perfect the finish of your kitchen. Matching upstands are available across the full range of Artis Original and Bohemian worktops.

## Artis guarantees

Artis is guaranteed for its lifetime.

Artis will make good by repair and/or replacement (at its discretion) any Artis product of its manufacture which can be shown to have failed by reason of defects in its manufacture, subject to fair wear and tear, provided that the product has been installed and used in accordance with the manufacturer's instructions and that the products are used for their intended purpose. Proof of date and place of purchase required.

This guarantee is in addition to your statutory rights as a consumer and does not affect your rights in any way.

## Advice on installation

Before proceeding with fabrication or installation work, please ensure that the Artis Installation, Care and Maintenance leaflet has been carefully read which can be located in the Artis worktop packaging, from your Artis dealer or on line at [www.artis.co.uk](http://www.artis.co.uk).

Products must be properly acclimatised and checked for quality prior to fabrication or installation procedures.

All stated dimensions are nominal.

## Quality, care & maintenance

### Quality

Manufactured with the finest materials, Artis Surfaces offer a stylish yet durable solution for everyday living.

Independently tested to BS/EN438, Artis work surfaces are designed to withstand knocks, abrasions, chemicals cigarette burns, steam, stains from juice, tea, wine or coffee. They are also highly resistant to heat, although we recommend the use of a protective pad or trivet as saucepan and casserole bottoms can become extremely hot. Please also avoid chopping and cutting directly on the laminate surface.

Artis select E1 grade high density particle board for strength and stability. Its homogenous construction generates excellent machining capability for sink and hob cut outs and mitred joints. Artis Original postformed surfaces have a cast resin drip edge to seal the underside against moisture penetration from every day spills.

### Performance Characteristics

Laminate surfaces are a practical and hygienic solution, however, please be aware that wear and tear is more visible on gloss and darker laminate surfaces. Additional care should be taken during handling, installation and use of these products.

Laminate surfaces with ABS or PP square edges are more susceptible to moisture ingress at the top and bottom of the factory finished edges. Although the adhesive used in their manufacture is moisture resistant, it is not waterproof; so extra care should be taken with these products and accidental spillages or standing water wiped up immediately.

### Care and Maintenance

Artis worksurfaces are so easy to maintain. On a day to day basis, all you need to do is wipe them down with a moist cloth and your favourite mild detergent.

For more stubborn marks such as fruit juice or coffee, leave the detergent to soak on the surface for a little while before rinsing thoroughly. Gloss and darker surfaces require buffing up to a shine after their normal wipe down to maintain their appealing looks.

Obviously your worktop can become damaged if mistreated, so we recommend some sensible measures like placing hot pans or casserole dishes on protective mats and mopping up spills quickly.

**Full details can be found in the Artis Installation, Care and Maintenance leaflet. These are included with every worktop purchased but if you need a copy, please ask your Artis dealer. All Installation Care and Maintenance guides must be passed on to the consumer as they form an integral part of the product guarantee. Incorrectly installed or poorly maintained products are not covered under the guarantee.**

Our easy to navigate brochure with larger scale photography eases the selection process but we do recommend you view an actual sample of the material to appreciate the full beauty of our designs and textures.

Please contact us at [samples@artis.co.uk](mailto:samples@artis.co.uk) with your name and address details and we'll post you the sample of your preferred colour.

Artis is exclusively distributed by:

Plasman Laminate Products Ltd  
Marquis Street  
Levenshulme  
Manchester  
M19 3JZ

**0161 224 0333**  
[sales@plasman.co.uk](mailto:sales@plasman.co.uk)  
[www.plasman.co.uk](http://www.plasman.co.uk)

**ARTIS** SURFACES